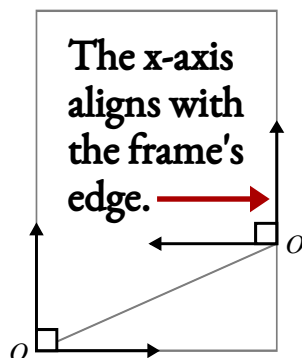


# STRINGLISH

Straight lines are drawn within a shape at different angles. These angles correspond to letters of the alphabet, the diagram at the bottom of the page shows how.

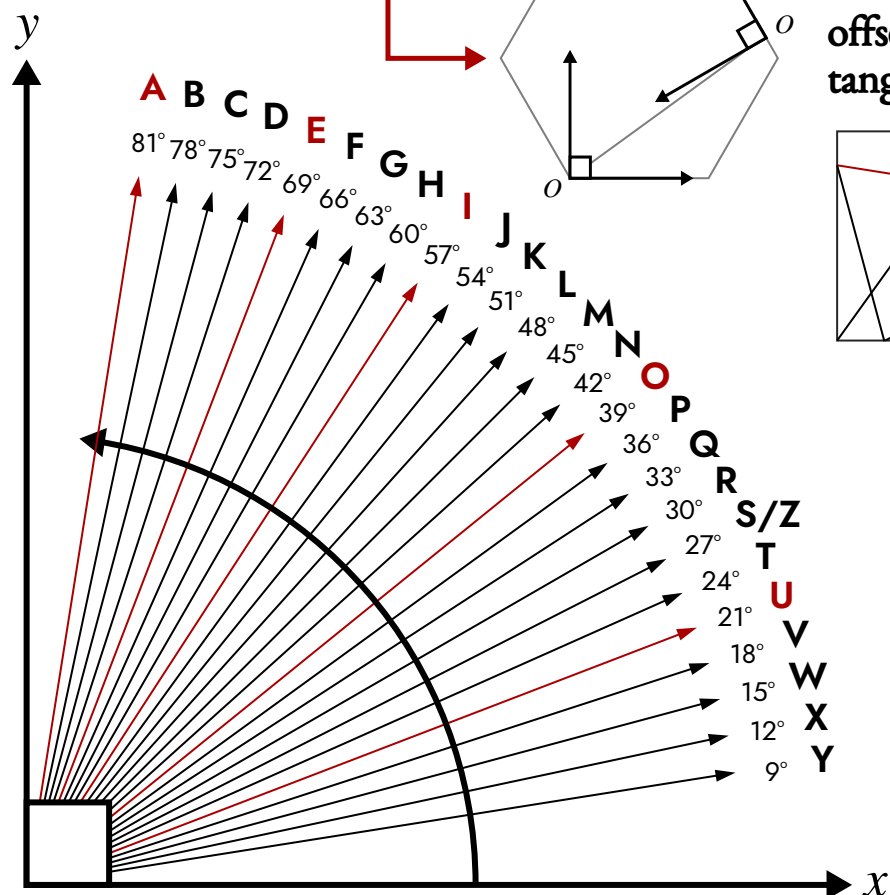
Dots separate words, larger ones indicate capital letters.

Where a line touches the shape that frames it, an origin (O) is established, ready for the next letter to be drawn.

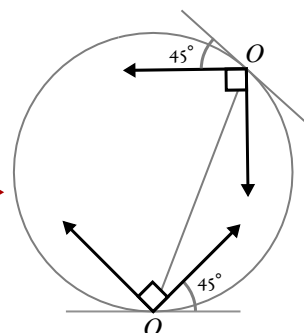


The frame can be any shape, but those that work best have interior angles greater than or equal to  $90^\circ$ , so a right angle can fit inside.

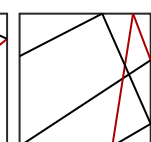
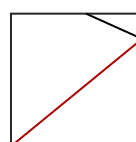
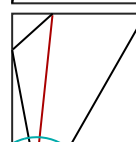
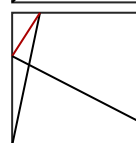
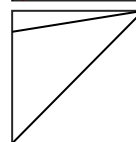
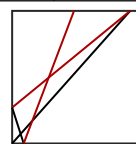
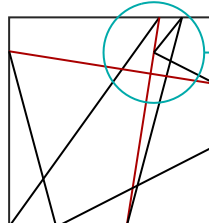
Pangram: *"Jackdaws love my big sphinx of quartz."*



With a circle frame, the right angle is offset  $45^\circ$  from the tangent.



For longer texts, or where legibility is an issue, sentences can be arranged into smaller frames for individual words and lines can use other lines like a frame's edge to draw new letters, avoiding cluttered vertices.



Highlighting vowels with colour can help keep track of the letter order.