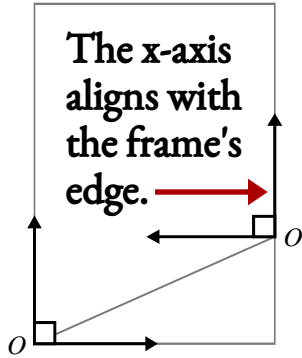


STRINGLISH


You'll need a protractor.

Starting at the origin (any point along an edge), straight lines extend outward at angles that correspond to the letters of the alphabet.

Where a line touches the shape that frames it, a new origin is established, ready for the next letter to be drawn.

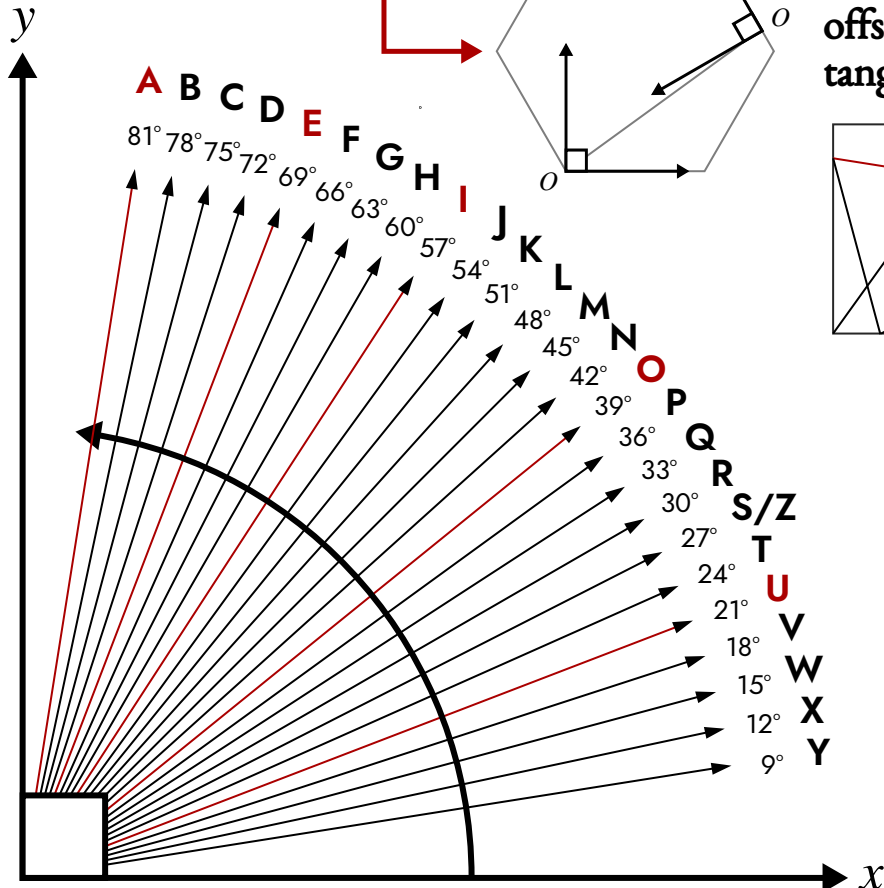


Dots separate words, larger ones indicate capital letters.

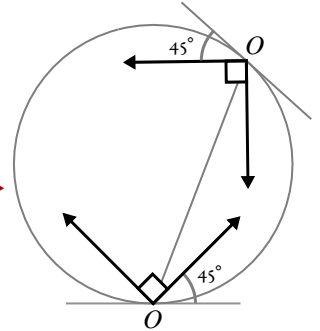


The frame can be any shape, but those that work best have interior angles greater than or equal to 90° , so a right angle can fit inside.

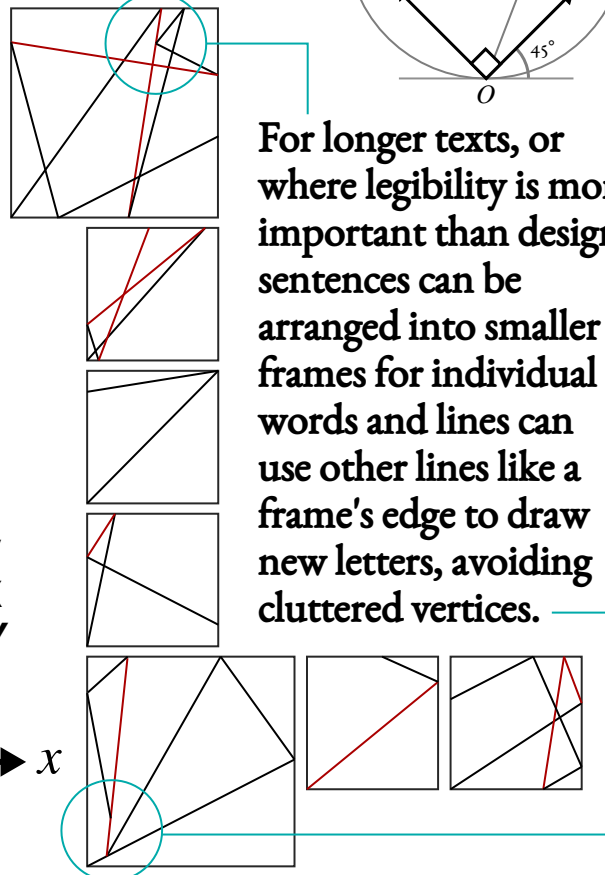
Pangram: *"Jackdaws love my big sphinx of quartz."*



With a circle frame, the right angle is offset 45° from the tangent.



For longer texts, or where legibility is more important than design, sentences can be arranged into smaller frames for individual words and lines can use other lines like a frame's edge to draw new letters, avoiding cluttered vertices.



Highlighting vowels with colour can help keep track of the letter order.